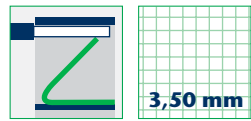


Terminals



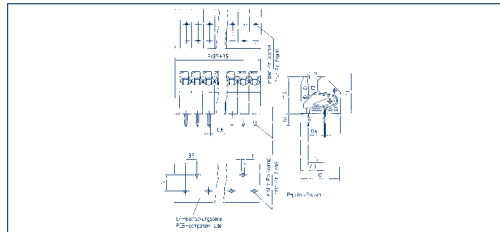
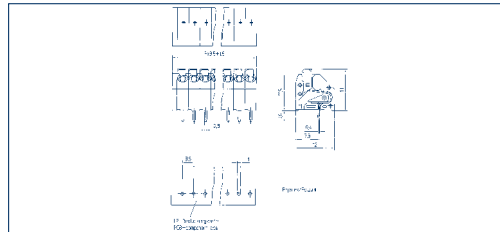
PBK 4291/... /3,50-KD



PBK 4291/... /3,50-KDVP



Drawings



Connection principle

Dimensions

Spacing mm	3,50
Stripped length mm	9,00
PCB hole diameter mm	1,00

Cross sections

single wire (solid) mm ²	1,50
stranded wire (flexible) mm ²	on request
stranded wire (with ferrules) mm ²	on request

Output information

Rated voltage V	300 V
Rated current A	6 A
Cross section max. AWG/mm ²	22-16
Test voltage	-
Rated torque/Screw size	-
Dirt level	-

Materials

Insulating material/Flammability class	PA 6.6 V0 / UL 94 V0
Temperature Range	-30°C / +105°C
Clamping part	-
Clamping cage/Eccentric	-
Contact pin	-
Cage tension spring	-
Wire protection	-
Soldering lug	-
Contact Spring	Cu

Order information

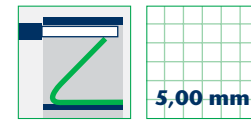
No. of poles	Cat.-No.	Qty.p.pck.
	light-grey	
	(Ral 7032)	

2	13286.0	50
3	13287.0	50
4	13288.0	50
5	13289.0	50
6	13290.0	50
7	13291.0	50
8	13292.0	50
9	13293.0	50
10	13294.0	50
11	13295.0	50
12	13296.0	50
13	13297.0	50
14	13298.0	50
15	13299.0	50
16	13300.0	50
17	13301.0	50
18	13302.0	50
19	13303.0	50
20	13304.0	50
21	13305.0	50
22	13306.0	50
23	13307.0	50
24	13308.0	50


Accessories

Marking Page 124 - 127

Terminals



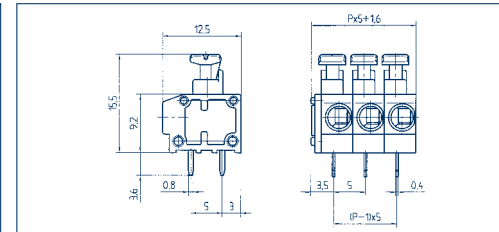
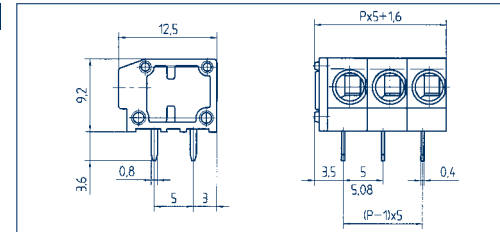
PBK 4100/... /5,00



PBK 4101/... /5,00-KD



Drawings



Connection principle

Dimensions

Spacing mm	5,00
Stripped length mm	9,00
PCB hole diameter mm	1,00

Cross sections

single wire (solid) mm ²	2,50
stranded wire (flexible) mm ²	on request
stranded wire (with ferrules) mm ²	on request

Output information

Rated voltage V	300 V
Rated current A	10 A
Cross section max. AWG/mm ²	20-14
Test voltage	-
Rated torque/Screw size	-
Dirt level	-

Materials

Insulating material/Flammability class	PA 6.6 V0 / UL 94 V0
Temperature Range	-30°C / +105°C
Clamping part	-
Clamping cage/Eccentric	-
Contact pin	-
Cage tension spring	-
Wire protection	-
Soldering lug	Cu
Contact Spring	-

Order information


No. of poles	Cat.-No.	Qty.p.pck.
	light-grey	
	(Ral 7032)	

2	13085.0	50
3	13086.0	50
4	13087.0	50
5	13088.0	50
6	13089.0	50
7	13090.0	50
8	13091.0	50
9	13092.0	50
10	13093.0	50
11	13094.0	50
12	13095.0	50
13	13096.0	50
14	13097.0	50
15	13098.0	50
16	13099.0	50
17	13100.0	50
18	13101.0	50
19	13102.0	50
20	13103.0	50
21	13104.0	50
22	13105.0	50
23	13106.0	50
24	13107.0	50

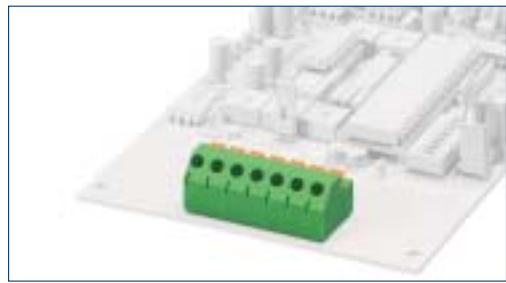
Accessories

Marking Page 124 - 127

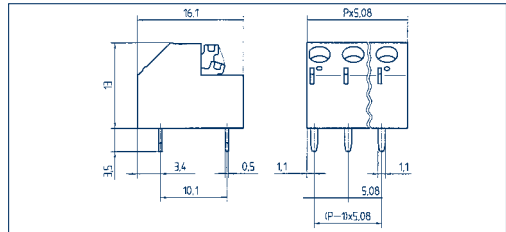
Terminals



PBKZ 4301/.../5,08-KD



Drawings



Connection principle

Dimensions

Spacing mm	5,08
Stripped length mm	10,00
PCB hole diameter mm	1,30

Cross sections

single wire (solid) mm ²	1,50
stranded wire (flexible) mm ²	on request
stranded wire (with ferrules) mm ²	on request

Output information

Rated voltage V	300 V	250 V
Rated current A	16 A	17,5 A (T60)
Cross section max. AWG/mm ²	22-14	1,50
Test voltage	-	2,00 kV
Rated torque/Screw size	-	-
Dirt level	-	-

Materials

Insulating material/Flammability class	PA / UL 94 V0
Temperature Range	-30 °C / +105 °C
Clamping part	-
Clamping cage/Eccentric	-
Contact pin	-
Cage tension spring	-
Wire protection	-
Soldering lug	Cu
Contact Spring	-

Order information

Standard colour(s)	● green
(further colours on request, see page 5)	(Ral 6018)

Leg-spring

No. of poles	Cat.-No.	Qty.p.pck.
2	13131.1	50
3	13132.1	50
4	13133.1	50
5	13134.1	50
6	13135.1	50
7	13136.1	50

Accessories

Marking

Page 124 - 127